



**Building
something
great**

Pollution Incident Response Management Plan

EMU PLAINS RECYCLING

Version Sixteen: 1st July 2023

DOCUMENT CONTROL SHEET

Table 1 – Document control register

Rev.	Date	Prepared by	Approved By	Revision Details
01	20 Aug 2012	Rod Johnson	Rod Johnson	Document Created
02	06 Feb 2012	Patrick Boyce	Rod Johnson	Site visit and review
03	30 Apr 2013	Patrick Boyce	Rod Johnson	Re-format of document
04	04 Feb 2015	Philip Paterson	Rod Johnson	Update contact details
05	02 Mar 2016	Chris Smith	Nathan Jeffery	Update Version Updated contacts
06	06 July 2016	Michelle King	Nathan Jeffery	Update Version Updated contacts Mobile Plant (Boral Vehicles)
07	20 April 2017	Rod Wallace	Rod Johnson	Update contacts Update reporting triggers for sediment dam flood events
08	05 July 2017	Michelle King	Ronnie Lawton	Update Version Update Incident for Dredge losing diesel/Oil New Recycling Manager
09	27 Mar 2018	Phil Paterson	Phil Paterson	Update Contacts (new Manager)
10	28 May 2018	Rod Johnson	Rod Johnson	Update Version Updated contacts Review Incident Scenarios
11	5 June 2018	Philip Paterson	Rod Johnson	Update version Updated contact details Update Map
12	13 June 2019	Philip Paterson	Rod Johnson	Update version Updated contact details Added new incident scenario – pug mill Update Map
13	12 June 2020	Philip Paterson	Rod Johnson	Update version Updated contact details
14	12 March 2021	Shoanne Labowitch	Adrian Preece	Update Version Updated Contact Details Updated definition of material environmental harm when flooding occurs
15	19 th August 2022	Sharon Makin	Adrian Preece	Update Version Updated Contact Details Updated drill
16	1 st July 2023	Lauren Sibigroth	Tim Sondermeyer	Updated Version Updated Contact Details Updated Drill

Current Rev.	Date Implemented	PIRMP Test Schedule	Date for Next Review
16	1 st July 2023	12 Month	July 2024

TABLE OF CONTENTS

Contents

PART A: COMPLIANCE REQUIREMENTS, POLLUTION INVENTORIES AND RISK ASSESSMENTS	4
1. PURPOSE	5
2. LEGISLATIVE REQUIREMENTS	5
3. DEFINITION OF 'POLLUTION INCIDENT'	8
4. SCOPE	9
5. SITE LAYOUT	9
6. POTENTIAL POLLUTING SUBSTANCES	12
7. ROLES AND RESPONSIBILITIES	16
8. INTERNAL POLLUTION INCIDENT REPORTING	17
9. EXTERNAL POLLUTION INCIDENT REPORTING	18
10. POLLUTION INCIDENT AUTHORITY CONTACT LIST	19
11. INCIDENT RESPONSE TRAINING	20
12. PIRMP TESTING	21
13. PIRMP REVIEW	22
APPENDIX 1 - RISK ASSESSMENT on POTENTIAL IMPACTS	23
PART B: INCIDENT RESPONSE ACTIONS AND NOTIFICATION LOGS	26
14. PIRMP RESPONSE ACTIONS	27
15. POLLUTION INCIDENT NOTIFICATION LOG	37
16. IMMEDIATE NOTIFICATION SHEET SUMMARY	39

Table of Tables

Table 1 – Document control register	2
Table 2: Summary of Legislative Requirements of a PIRMP	6
Table 3: Potential Pollutants	13
Table 4 – Roles and Responsibilities	16
Table 5 – Internal Contact Details	17
Table 6: External Authority Contact List	19
Table 7: PIRMP Drills Undertaken at Emu Plains Recycling	21
Table 8 - Internal Reporting List	39
Table 9 – External Reporting List	39

PART A: COMPLIANCE REQUIREMENTS, POLLUTION INVENTORIES AND RISK ASSESSMENTS

1. PURPOSE

The purpose of the Emu Plains Recycling Pollution Incident Response Plan is to:

- Provide direction to the staff at Emu Plains Recycling in responding to pollution incidents at the Emu Plains operations;
- Ensure timely communication about a pollution incident is provided to staff at the premises, the Environment Protection Authority (EPA), other relevant authorities specified in the Protection of the Environment Legislation Amendment Act (POELA Act) (including Penrith City Council, NSW Ministry of Health, Work Cover NSW, and Fire and Rescue NSW) and persons outside the operations who may be affected by the impacts of a pollution incident;
- Minimise and control the risk of a pollution incident at Emu Plains Recycling by identifying key risks and planned actions to minimise and manage those risks;
- Detail the training requirements for this plan, identifying persons responsible for implementing it, and ensuring that the plan is regularly tested for accuracy, currency and suitability.
- A hard copy of the PIRMP is to be kept on the site environmental board in the Emu Plains Recycling Main Office. A soft copy of the PIRMP and EPL 2062 is made available online <https://www.boral.com.au/our-commitment/environmental-reporting>.

2. LEGISLATIVE REQUIREMENTS

The specific requirements for a Pollution Incident Response Management Plan (PIRMP) are set out in Part 5.7A of the POEO Act and the Protection of the Environment Operations (General) Regulation 2009 (POEO (G) Regulation). Part 3A of the POEO Act and the Protection of the Environment Operations (General) Regulation 2009 (POEO (G) Regulation) describes specific components and requirements of a PIRMP.

Table 2 summarises the location of these requirements within the document.

Table 2: Summary of Legislative Requirements of a PIRMP

Section/Clause	Requirement	Location in PIRMP
Part 5.7A POEO Act 1997		
147	<p>(1) For the purposes of this Part—</p> <p>(a) harm to the environment is material if—</p> <p>(i) it involves actual or potential harm to the health or safety of human beings or to ecosystems that is not trivial, or</p> <p>(ii) it results in actual or potential loss or property damage of an amount, or amounts in aggregate, exceeding \$10,000 (or such other amount as is prescribed by the regulations), and</p> <p>(b) loss includes the reasonable costs and expenses that would be incurred in taking all reasonable and practicable measures to prevent, mitigate or make good harm to the environment.</p> <p>(2) For the purposes of this Part, it does not matter that harm to the environment is caused only in the premises where the pollution incident occurs.</p>	Section 3
153A	The holder of an environment protection licence must prepare a pollution incident response management plan that complies with this Part in relation to the activity to which the licence relates.	EPL 2062 and this document
153C	<p>A pollution incident response management plan must be in the form required by the regulations and must include the following—</p> <p>(a) the procedures to be followed by the holder of the relevant environment protection licence, or the occupier of the relevant premises, in notifying a pollution incident to—</p> <p>(i) the owners or occupiers of premises in the vicinity of the premises to which the environment protection licence or the direction under section 153B relates, and</p> <p>(ii) the local authority for the area in which the premises to which the environment protection licence or the direction under section 153B relates are located and any area affected, or potentially affected, by the pollution, and</p> <p>(iii) any persons or authorities required to be notified by Part 5.7,</p> <p>(b) a detailed description of the action to be taken, immediately after a pollution incident, by the holder of the relevant environment protection licence, or the occupier of the relevant premises, to reduce or control any pollution,</p> <p>(c) the procedures to be followed for coordinating, with the authorities or persons that have been notified, any action taken in combating the pollution caused by the incident and, in particular, the persons through whom all communications are to be made,</p> <p>(d) any other matter required by the regulations.</p>	<p>Section 8 and 9</p> <p>Section 6</p> <p>Section 7, 8, 9, 10 and 14</p> <p>Section 7, 8, 9, 10 and 14</p> <p>Section 15</p> <p>Section 7, 8, 9, 10 and 13</p> <p>Section 9, 14</p>
153D	A person who is required to prepare a pollution incident response management plan under this Part must ensure that it is kept at the premises to which the relevant environment protection licence relates, or where the relevant activity	Section 1

	takes place, and is made available in accordance with the regulations.	
153E	A person who is required to prepare a pollution incident response management plan under this Part must ensure that it is tested in accordance with the regulations	Section 11,12
153F	If a pollution incident occurs in the course of an activity so that material harm to the environment (within the meaning of section 147) is caused or threatened, the person carrying on the activity must immediately implement any pollution incident response management plan in relation to the activity required by this Part	Section 4, Section 14
Part 3A POEO(G) Regulation 2009 Pollution Incident Response Management Plans note: See also 153C (a)-(c) of the POEO Act 1997		
98C(1) (a)	A description of the hazards to human health or the environment associated with the activity to which the licence relates,	Section 6, Appendix 1
98C(1) (b)	The likelihood of any such hazards occurring, including details of any conditions or events that could, or would, increase that likelihood,	Appendix 1
98C(1) (c)	Details of the pre-emptive action to be taken to minimise or prevent any risk of harm to human health or the environment arising out of the relevant activity	Section 9, Appendix 1, Section 14
98C(1) (d)	An inventory of potential pollutants on the premises or used in carrying out the relevant activity	Section 6
98C(1) (f)	A description of the safety equipment or other devices that are used to minimise the risks to human health or the environment and to contain or control a pollution incident,	Section 6, Appendix 1
98C(1) (g)	the names, positions and 24-hour contact details of those key individuals who: <ul style="list-style-type: none"> I. are responsible for activating the plan, and II. are authorised to notify relevant authorities under section 148 of the Act, and III. are responsible for managing the response to a pollution incident, 	Section 8 16
98C(1) (h)	the contact details of each relevant authority referred to in section 148 of the Act,	Section 9, 16
98C(1) (i)	Details of the mechanisms for providing early warnings and regular updates to the owners and occupiers of premises in the vicinity of the premises to which the licence relates or where the scheduled activity is carried on	Section 10
98C(1) (j)	The arrangements for minimising the risk of harm to any persons who are on the premises or who are present where the scheduled activity is being carried on	Section 9, Appendix 1
98C(1) (k)	A detailed map (or set of maps) showing the location of the premises to which the licence relates, the surrounding area that is likely to be affected by a pollution incident, the location of potential pollutants on the premises and the location of any stormwater drains on the premises	Section 5
98C(1) (l)	A detailed description of how any identified risk of harm to human health will be reduced, including (as a minimum) by means of early warnings, updates and the action to be taken during or immediately after a pollution incident to reduce that risk,	Section 9, Appendix 1

98C(1) (m)	The nature and objectives of any staff training program in relation to the plan	Section 11
98C(1) (n)	The dates on which the plan has been tested and the name of the person who carried out the test,	Table7
98C(1) (o)	The dates on which the plan is updated,	Document Control Sheet
98C(1) (p)	The manner in which the plan is to be tested and maintained.	Section 11, 12, 13

3. DEFINITION OF ‘POLLUTION INCIDENT’

The definition of a pollution incident is:

“pollution incident means an incident or set of circumstances during or as a consequence of which there is or is likely to be a leak, spill or other escape or deposit of a substance, as a result of which pollution has occurred, is occurring or is likely to occur. It includes an incident or set of circumstances in which a substance has been placed or disposed of on premises, but it does not include an incident or set of circumstances involving only the emission of any noise.”

A pollution incident is required to be notified if there is a risk of ‘material harm to the environment’, which is defined in section 147 of the POEO Act as:

a) harm to the environment is material if:

- i. it involves actual or potential harm to the health or safety of human beings or to ecosystems that is not trivial, or
- ii. it results in actual or potential loss or property damage of an amount, or amounts in aggregate, exceeding \$10,000 (or such other amount as is prescribed by the regulations), and

b) loss includes the reasonable costs and expenses that would be incurred in taking all reasonable and practicable measures to prevent, mitigate or make good harm to the environment.

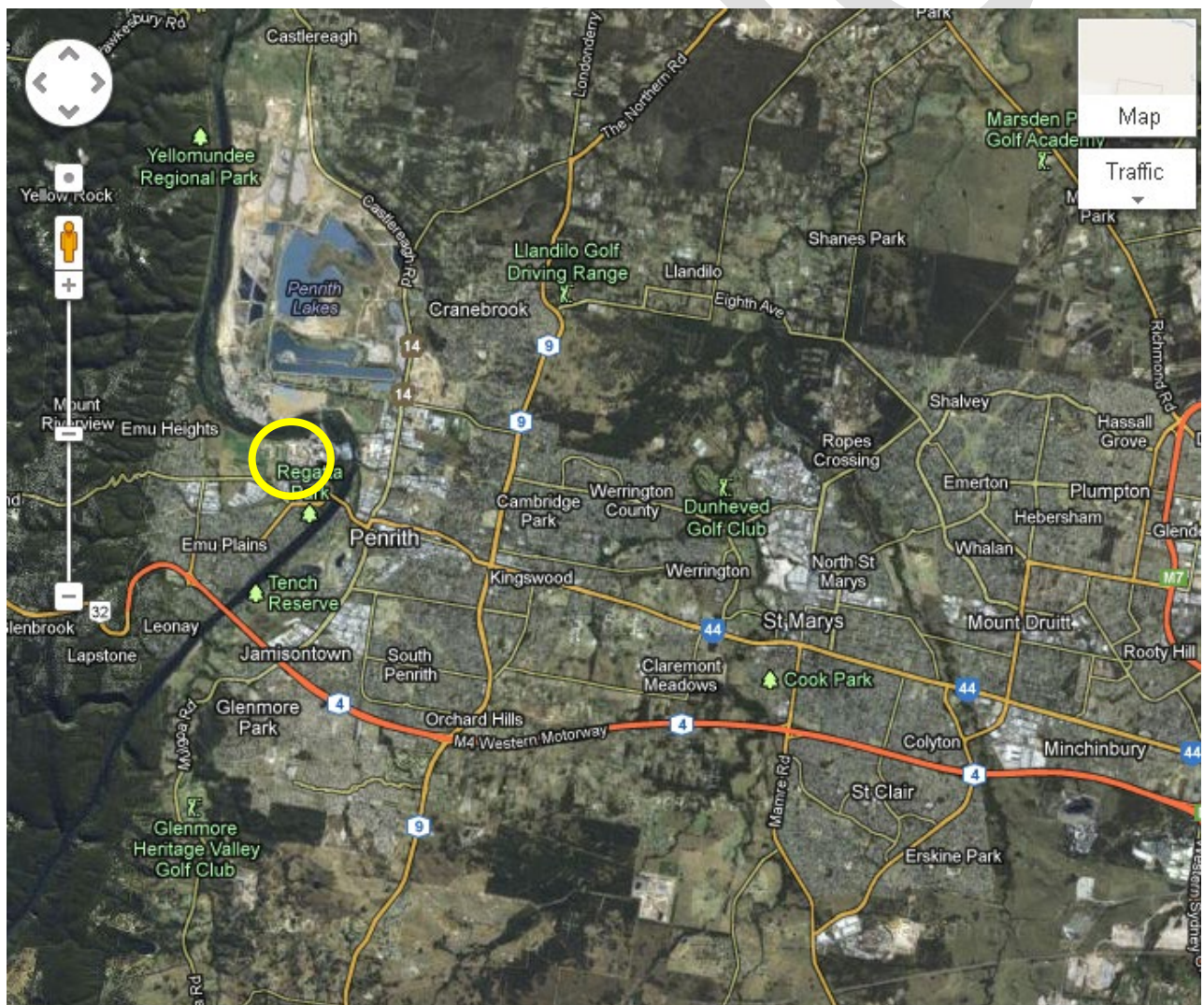
Emu Plains Recycling is required to report **non-trivial** pollution incidents immediately to the EPA, NSW Health, Fire and Rescue NSW, WorkCover NSW and the local council.

4. SCOPE

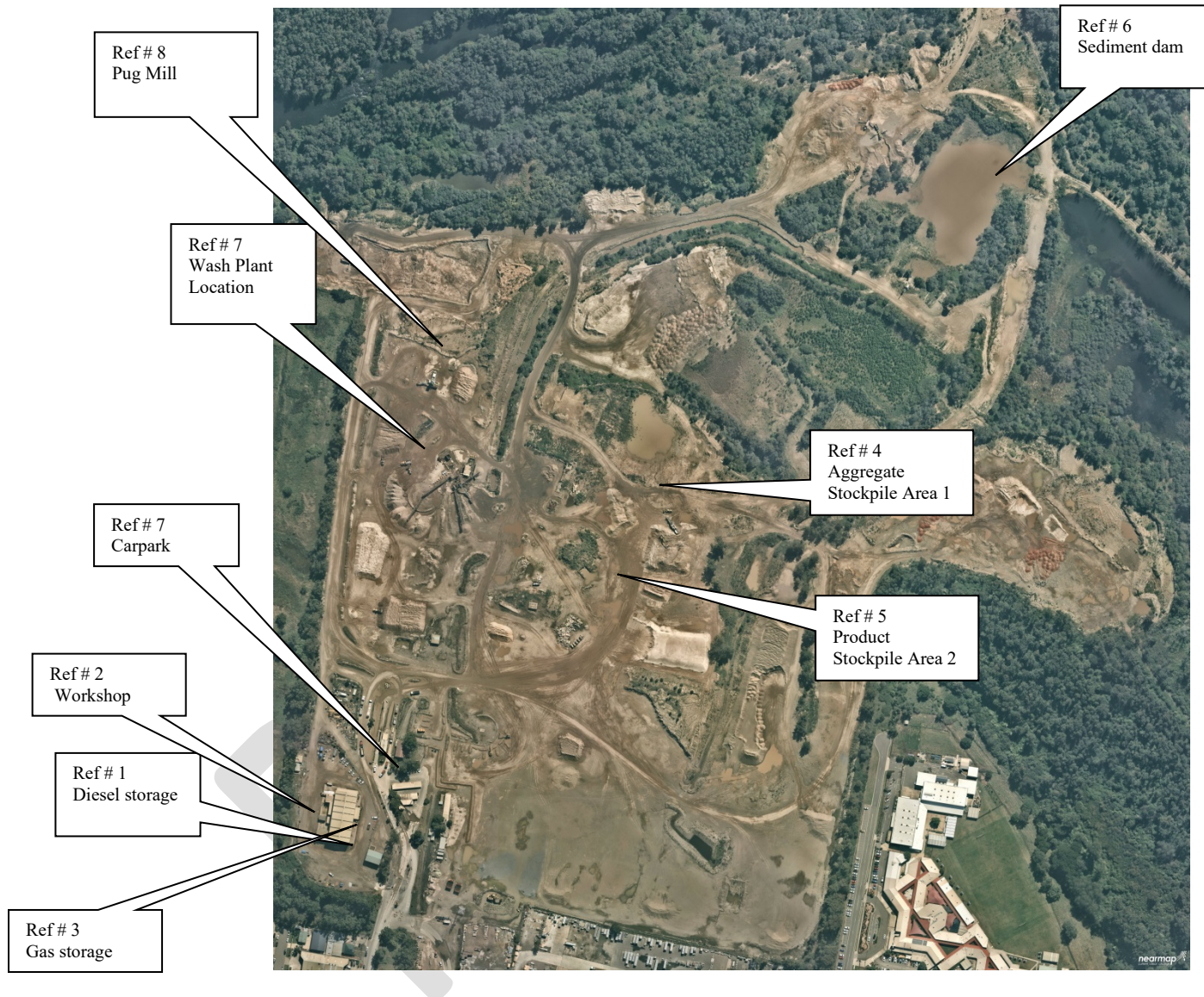
This PIRMP must be followed by employees, contractors and visitors of Emu Plains Recycling, to assist in the early response to and reporting of a pollution incident. Emu Plains Recycling is owned and occupied by Boral Resources (NSW) and is operated under Environmental Protection Licence 2062.

5. SITE LAYOUT

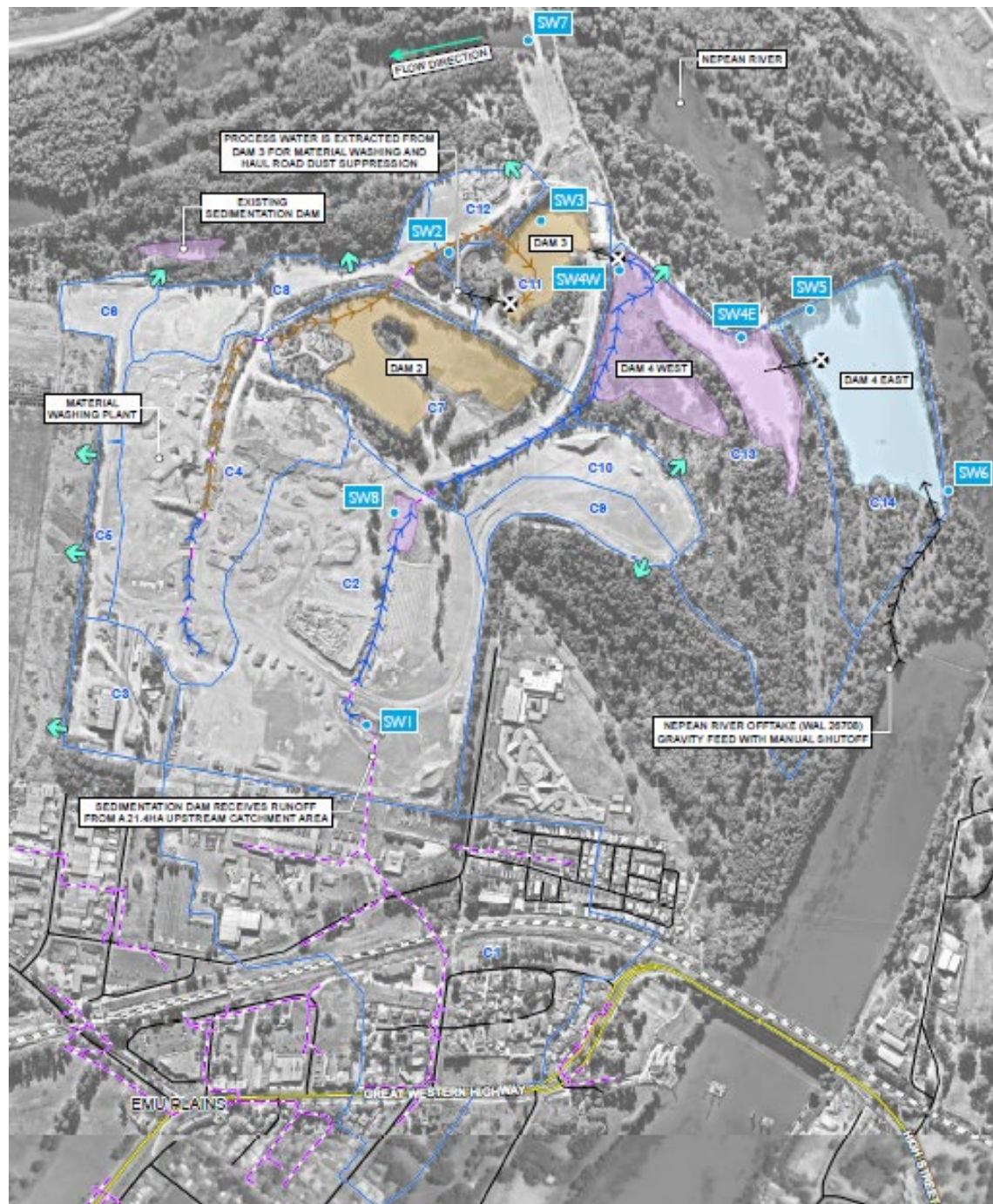
EMU PLAINS RECYCLING LOCATION MAP



EMU PLAINS RECYCLING REFERENCE MAP



EMU PLAINS RECYCLING – MAP OF AFFECTED AREAS DAMS AND WATER FLOW



6. POTENTIAL POLLUTING SUBSTANCES

Table 3 below is an inventory of potential pollutants kept on the premises. This inventory provides a description of the main hazards to human health or the environment, an assessment of the likelihood of the hazards occurring and also includes the current controls and safety equipment and/ or pre-emptive actions in place to minimise or prevent risk of harm to human health or the environment

Table 3: Potential Pollutants

LIST OF POLLUTING SUBSTANCE STORAGES/USES AT SITE: INITIAL ASSESSMENT (all Chemicals listed in this sheet are to be subjected to a risk assessment)							
Site Name: Emu Plains Recycling					Responsible Person: Site Manager/Supervisor		Date: 01/07/2023
Name / description	Covered under Hazardous Chemicals/MSDS?	Amount stored	Location of storage	Map reference	Need for early warning ¹	Current controls	See Risk Ass. & PIRMP Response Action (see Below)
CHEMICALS/FUELS/LUBRICANTS (raw materials and products which can cause pollution)							
Diesel	Class 3	Up to 40,000 ltrs (second tank has been shut off)	Diesel Storage Area	Ref No #1	N/A	<ul style="list-style-type: none"> • Bunding • Spill trays • PMP • Training • Spill Kits • SOPs • Inductions • Fire Fighting Equipment • Security 	Incident #1-3
Oils/Solvents	Class 3	Packaged goods up to 1,000 ltrs	Oil Storage areas at Workshop and container	Ref No #2	N/A	<ul style="list-style-type: none"> • Bunding • PMP • Training • Flammable Cabinet • Spill Kits • Inductions • Fire Fighting Equipment • Security 	Incident #4

¹ Early warnings relate to informing neighbours who may be affected by the emission of this substance. If this substance is of a type and quantity which may reach neighbours then early warning assessment of actions is required to be undertaken.

Gases	Class 2	N/A	Gas storage cage; Workshop	Ref No #3 and #2	N/A	<ul style="list-style-type: none"> • Restricted access • Fire Extinguishers • Concrete Floor • Containment Cages and Cabinets • Signage 	Incident #4
Oils/Fuel	Class 3	Variable	Plant and Equipment (Workshop area)	Ref No #3	N/A	<ul style="list-style-type: none"> • PMP • Training • Spill Kits • SOP • Inductions • Fire Fighting Equipment • Security 	Incident #4
MATERIALS (eg stockpiles, silos, bulk solids etc)							
Product Stockpiles	N/A	Variable	Dedicated on site	Ref No #4 & #5	N/A	<ul style="list-style-type: none"> • Wash Plant • Water Cart • Maintain manageable levels • Security 	Incident #5
AQUEOUS (eg dams, wastewater tanks, other water storage area)							
Sediment Dams	N/A	Variable	Recycling	Ref No #6	N/A	<ul style="list-style-type: none"> • Ensure pumps are maintained through scheduled maintenance • Discharge monitoring 	Incident #6
Storm Water Drains	N/A	Variable	Site boundary	N/A	N/A	<ul style="list-style-type: none"> • Earthen Berms • Audits and Inspections 	Incident #6

SUBSTANCES IN PROCESSES (substances which could be emitted from operational process i.e. treatment plants, vehicles etc)							
Name / description	Covered under Hazardous Chemicals/MSDS?	Amount stored	Location of storage	Map reference	Need for early warning²	Current controls	See Risk Ass & PIRMP Response Action (see Below)
Mobile Plant (Boral Vehicles)	Class 3	Up to 8 MP on site	Dedicated on site	N/A	N/A	<ul style="list-style-type: none"> • Spill Kits • Pre start checks • PMP • Training 	Incident #7
Mobile Plant (Contractor or Visitor)	Class 3	Variable	Variable Locations	N/A	N/A	<ul style="list-style-type: none"> • Spill Kits • Training • Inductions 	Incident #8
Car Parking up to 20 vehicles	Class 3	Variable	Site Office	Ref No #7	N/A	<ul style="list-style-type: none"> • Spill Kits • Training 	Incident #9
Traffic Areas (dust, chem. leaks & loss)	Class 3	N/A	Dedicated on site	N/A	N/A	<ul style="list-style-type: none"> • Training • SOPs • Water cart • Spill Kits • Traffic management • Speed limits 	Incident #10

² Early warnings relate to informing neighbours who may be affected by the emission of this substance. If this substance is of a type and quantity which may reach neighbours then early warning assessment of actions is required to be undertaken.

7. ROLES AND RESPONSIBILITIES

Table 4 – Roles and Responsibilities

Position	Responsibility
<i>Employees and Contractors</i>	<p>Following the procedures outlined in the PIRMP and related documents</p> <p>Immediately alerting Supervisor or Team Leader of any environmental incidents or near-misses.</p>
<i>Team Leaders / Front Line Supervisors</i>	<p>Following the procedures outlined in the PIRMP and related documents</p> <p>Immediately alerting Site/Recycling Manager or, in case of their unavailability, Environmental Representative or Environment Manager of any potentially material environmental incidents or near-misses.</p> <p>Conducting incident investigations.</p>
<i>Site / Operations Manager and/or Site Environmental Coordinator and/or Environment Manager</i>	<p>Authorisation of the PIRMP</p> <p>Administration, maintenance and implementation of the PIRMP</p> <p>Assessing whether the incident is non-trivial and has caused or threatens “material environmental harm” and communicate details to management.</p> <p>Provide direction and advice on incident response</p> <p>Coordinate communication to neighbours through Stakeholder Relations Manager</p> <p>Ensuring that investigations are undertaken to a level corresponding to the level of risk and impact.</p>
<i>HSE Regional Manager and/or Regional Environment Manager</i>	<p>Make a determination as to whether the incident (as defined in section 147 of the POEO Act) is non-trivial and therefore reportable to external agencies</p> <p>Inform Executive General manager and Group management of Notification to External Agencies</p> <p>Undertake notifications as defined in PIRMP</p> <p>Authorise notifications to public and/or media following GRP-HSEQ-2-02</p>

8. INTERNAL POLLUTION INCIDENT REPORTING

Any pollution incident satisfying the **material harm** threshold must be immediately reported to relevant statutory authorities by either the Site/Operations Manager, or Environment Manager.

In cases where “material harm” level cannot be immediately assessed or insufficient information comes to hand on the severity of the incident, the general advice is to err on the side of caution and notify the Relevant Authorities with a qualification that the situation could not yet be fully assessed.

Until further notice the following procedure needs to be followed:

1. When a pollution incident occurs, a person who has become aware of it must immediately bring it to the attention of his/her immediate Supervisor or Manager
2. If necessary, first ring “000” for Emergency Services
3. At least one of the following BCM personnel must be contacted **immediately**:

Table 5 – Internal Contact Details

Name	Function	Phone number	Mobile number
Tim Sondermeyer	Site Manager		
Phillip Paterson	Recycling Manager (NSW/ACT)		
Andre Gobett	General Manager - Operations Recycling		
Lauren Sibigroth	Environmental Business Partner– NSW/ACT		

4. Site Manager or in case of his unavailability one of the Senior Management personnel listed above, is to **immediately** notify all Appropriate Regulatory Authorities specified in Section 4.3.
5. In borderline situations, where the exceedance of the trigger level of “material harm” of a pollution incident may not be clear, a quick assessment including consultation with

Boral environmental personnel should be undertaken to help the decision whether to notify or not.

6. Boral's Senior Management must be informed promptly of the fact of immediate notification to the Authorities. This includes environmental personnel listed above, as well as Luke Brown, James Collings, and Scott Carter.

9. EXTERNAL POLLUTION INCIDENT REPORTING

As the legislation requires that notification must be done immediately upon becoming aware of the pollution incident, it is unlikely that a detailed picture will be available for reporting. Notwithstanding, it seems that some of the Government Authorities prepared a detailed questionnaire which is being filled at the time of this initial notification. Under the stress of incident handling it could be easy to provide a hasty, inaccurate estimate of the situation when answering these questions.

Therefore, the notification should be restricted to the facts known and nothing should be assumed or guessed. The details will be provided to the asking Authority later when more information comes to hand.

The initial notification should include as much of the following information (if known) as possible:

- Location and time of the pollution incident
- Type of the incident (spill, fire, unlicensed harmful discharge, etc)
- Assessed level of incident gravity: "it seems to be..." (e.g. "a relatively minor spill"; "major fire", "explosion limited to one building", etc.)
- Whether the Emergency Services have been required to attend.

Unless known for a fact, the answers to other questions should be politely deferred until a better assessment of the situation can be made.

The Boral person who is responsible for notifying the Authorities (NSW HSE Regional Manager or Regional Environment Manager) about the incident must prepare a Notification Log (a

suitable form is attached) with the details of time of notifications and the persons who took to the call. The Authorities will generally provide an Incident Notification Number.

Notification of all Appropriate Government Authorities (at least 5 entities) may take considerable time. Delays may be experienced connecting to the right person or no contact may be possible after hours. All such instances should be recorded in the Notification Log.

10. POLLUTION INCIDENT AUTHORITY CONTACT LIST

Table 6: External Authority Contact List

Government Authority - compulsory notifications	Emergency notification phone number
EPA – Environment Line	131 555
Fire and Rescue NSW (FRNSW) (Only if haven't already called '000')	1300 729 579
Penrith City Council	4732 7777
Public Health Unit (Penrith) – Sydney West AHS	HealthLink (24 hr): 1800 063 635 Head Office- Penrith: 4734 2022
WorkCover Authority of NSW	131050 Company ABN if asked: 51 000 187 002
Government Authority - ring if relevant	Emergency notification phone number
Police & Ambulance	000
Roads and Maritime Services (road spills)	132 701
NSW Office of Water	8838 7885
Bush Fire Control Officer	1800 049 933
Poisons Information Centre	131 126
Endeavour Energy (power line emergencies)	13 10 03
Neighbours and Community – ring if relevant	Phone number
Emu Plains Correctional Centre	(02) 4735 0200
Coffey Engineering Group	(02) 4761 8000

Mccarthy Catholic College	(02) 8886 9500
LUTUM Roofing	(02) 4728 8888
Ample Air	(02) 9623 7744

Communication with the local community may also be undertaken depending on the circumstances of the pollution incident. Emu Plains Recycling would consider the following options for providing Early Warning and ongoing information to the community on pollution incidents:

- Direct phone contact with any local residents directly impacted by the pollution incident
- Letter Box drops of incident information and site contacts to local residents impacted by the pollution incident

The Stakeholder Relations Manager can assist in the process of communicating with the community, as per the Stakeholder Engagement Plan for the site.

11. INCIDENT RESPONSE TRAINING

Emu Plains Recycling will implement the Pollution Incident Response Management Plan by training or providing information to relevant employees and contractors in relevant areas of the Plan.

The nature and objectives of staff training is to relate to site personnel the importance of early notification of any incidents and spills to site supervisors and key personnel.

Training or information will be provided on the following;

- The contents and intent of this PIRMP,
- The roles and responsibilities of site staff in relation to this PIRMP
- Spill response procedures;

- General environmental awareness; and / or
- Hazardous materials awareness.

Site inductions for visitors and sub-contractors also advise individuals to report any environmental incidents or spills to site supervisors and key personnel immediately. Key site personnel and supervisors participate in PIRMP Tests which are used as practical training and can also be used to identify any potential gaps or areas for improvement for the PIRMP. A summary of the PIRMP Drills undertaken at Seven Hills Asphalt is shown below in Table 6.

Table 7: PIRMP Drills Undertaken at Emu Plains Recycling

Test Date	Version tested	Incident Drilled	Drill Team Lead
12 June 2021	Version 12		Philip Paterson
2 June 2022	Version 14	Incident #4 Oil spill at service area	Adrian Preece
19 May 2023	Version 7	Incident #8 Hydraulic fluid spill at stockpile	Tim Sondermeyer

A sign-off sheet is kept of the personnel present for the undertaking of a PIRMP Drill and a record is kept on when and how the PIRMP is communicated to employees. This information forms a section of the PIRMP Drill document. For more information regarding each of the PIRMP Drills, refer to the specific drill document.

12. PIRMP TESTING

Plans must be tested routinely at least once every 12 months. The testing is to be carried out in such a manner as to ensure that the information included in the plan is accurate and up to date, and that each plan is capable of being implemented in a workable and effective manner.

The objectives of an audit are to maintain compliance with this plan. Internal audits of this Plan will be undertaken every 3 years.

Routine testing of the PIRMP will be conducted annually, and can be completed through the following methods:

- Simulated environmental emergency; or

Emu Plains Recycling – PIRMP-V16

- Desktop simulations.

13. PIRMP REVIEW

Revisions are to be coordinated by the Site Manager and Environmental Representative.

The objectives of a review are:

- To maintain compliance with the statutory requirements, and
- To identify opportunities for improvement in the Plan, and reduce the risk to human health and the environment

13.1. EVENT BASED

Events which may trigger a review of this Plan or its associated documents include:

- Within 1 month of reporting to the nominated parties in accordance with the plan, after a pollution incident, or
- Modification/Improvement to the system

13.2. TIME BASED

Emu Plains Recycling will review this management plan routinely every 12 months. The Plan review will include:

- This Document, and
- Legislation, Approval and Licence changes.

APPENDIX 1 - RISK ASSESSMENT on POTENTIAL IMPACTS

Hazard and Likelihood Risk Assessment and Corrective Control Measures

Site: Emu Plains Recycling				Responsible Person: Site Manager/Supervisor			Date Reviewed: 1 st July 2023	
Name / ref of pollutant/ chemicals	Description of Hazard / Incident leading to hazard	Consequence	Likelihood	Risk	Impact on neighbours ³	Control Measures Corrective Action Coverage under other Plans	Responsible person	Action date
Diesel	Incident #1 Catastrophic failure of above ground diesel tanks resulting in diesel escaping from bunded area, causing material harm to the environment	1	1	L1	N/A	Consequence: (minor): Failure resulting in loss of all or substantial volume of tanks would be captured entirely by existing primary bund with no release to soil or water. Likelihood: (unlikely): Tanks are kept within a large bund with concrete walls. Due to location of tank damage to tanks is unlikely to occur from external equipment. In addition tanks are maintained in good structural integrity with low risk of failure through corrosion.	As per PIRMP action plan	When required
	Incident #2 Loss of diesel outside bund during refuelling/fuelling operations resulting in material harm to the environment.	1	2	L2	N/A	Consequence: (minor): Failure resulting in loss/leakage from fuelling or re-fuelling from hose, nozzle or plant/equipment would be captured by a self bunded fill point or spill kill with minimal release to soil. Likelihood: (likely): Due to location within the tank structure an incident while re-fuelling and fuelling is likely to occur on some occasions. Hoses and refuelling equipment are maintained with low risk of failure. All mobile plant refuel on a contained concrete pad with a sump, and the spill trays are used at the tanker transfer points.	As per PIRMP action plan	When required

³ If the incident may impact on neighbours then it will need to trigger the early warnings assessment and actions

	Incident #3 Significant loss of fuel from fuel cart during refilling mobile equipment causing material harm to the environment	2	3	M3	N/A	<p>Consequence: (Minor): Failure resulting in loss of all or substantial volume of tanks would be contained to small area of site, with equipment located away from water courses.</p> <p>Likelihood: (Unlikely): Tank, hoses and refuelling equipment are maintained in good condition. Equipment is inspected during pre-start any all faults or concerns raised.</p>	As per PIRMP action plan	When required
Oils/Solvents	Incident #4 Loss of oils solvents inside bund during delivery and or use causing material harm to the environment	1	1	L1	N/A	<p>Consequence: (minor): Failure resulting in loss of oils/solvents from packaged goods would be captured entirely by existing primary bund with no release to soil or water.</p> <p>Likelihood: (unlikely): Due to location within the bund, spillage during delivery and use is unlikely to occur. In addition hoses and decanting equipment are maintained in good structural integrity with low risk of failure.</p>	As per PIRMP action plan	When required
Product stockpiles	Incident #5. Excessive airborne dust from stockpiled material causing material harm to the environment or significant impact to community	1	3	M3	Y	<p>Consequence: (minor): Excessive dust from stockpile during high winds causing nuisance to surrounding area. Stockpiles are maintained to a manageable level. Use of water cart onsite during windy periods. No sensitive neighbours are adjacent to plant area.</p> <p>Likelihood: (highly likely): Airborne dust from high winds is likely to occur at some time. On site water cart is used to wet down stockpiles on high risk days.</p>	As per PIRMP action plan	When required
Sediment Dams	Incident #6 Flood causing overflow or catastrophic failure of one or more sediment dams releasing large volumes of water into on-site and off-site water courses (i.e creek).	2	1	L2	N/A	<p>Consequence: (moderate): Flood event causing overflow or catastrophic failure of one or more sediment dams are likely to result in off-site impacts to water courses which would predominantly reduce water quality over a short period of time. As such, impact to the environment/human health is not considered to be significant.</p> <p>Likelihood: (unlikely): Dams are frequently monitored and inspected for levels and integrity.</p> <p>Note: For PIRMP purposes overflow events (excluding flood overflows) during extreme wet weather will be reported under POEO Licence obligations and not Immediate Reporting.</p> <p>When flooding occurs as a consequence of the Nepean River inundating the site, the PIRMP will not be activated unless flooding impacts trigger material environment harm.</p>	As per PIRMP action plan	When required

Mobile Plant	Incident #7 Mobile plant, hydraulic hose or fuel tank failure causing material harm to the environment	1	1	L1	N	Consequence: (minor): Failure from fuel tank or hydraulic hoses would be maintain to a small localised area on site. Likelihood: (unlikely): Hose or fuel tank failure from mobile plant would be minimal as prestart and regular maintenance programs are in place to capture and prevent such occurrences. Spills kits also maintain and available in various areas.	As per PIRMP action plan	When required
Mobile plant/ Contractor, Visitor	Incident #8 Mobile plant, hydraulic hose or fuel tank failure causing material harm to the environment	1	1	L1	N	Consequence: (minor): Failure from fuel tank or hydraulic hoses would be maintain to a small localised area on site. Likelihood: (unlikely): Hose or fuel tank failure from mobile plant would be minimal as prestart and regular maintenance programs are in place to capture and prevent such occurrences. Spills kits also maintain and available in various areas. Inductions for all contractors demonstrating their accountabilities and responsibilities for reporting environmental incidents.	As per PIRMP action plan	When required
Car Park	Incident #9 Ruptured fuel tank causing material harm to the environment	1	1	L1	N	Consequence: (minor): Failure from fuel tank or hydraulic hoses would be maintain to a small localised area on site. Likelihood: (unlikely): Hose or fuel tank failure from employee or visitor car would be minimal. Car park area is fully sealed. Spill kits also maintain and available in various areas	As per PIRMP action plan	When required
Traffic areas (dust)	Incident # 10 Dust from mobile plant causing material harm to the environment or significant impact to community	1	2	L2	Y	Consequence: (minor): Minor dust is created form the continuous mobile plant operations across the site. No sensitive neighbours. Likelihood: (likely): Main trafficable areas watered with water cart in high wind conditions.	As per PIRMP action plan	When required

PART B: INCIDENT RESPONSE ACTIONS AND NOTIFICATION LOGS

14. PIRMP RESPONSE ACTIONS

Incident No 1

Incident #1	<p>Catastrophic failure of above ground diesel tanks resulting in diesel escaping from bunded area, causing material harm to the environment</p> <p>Actions Required:</p> <ul style="list-style-type: none"> • Contact all relevant people/department (refer to Immediate Reporting Contact Sheet) if risk of Diesel escaping bunded area • Ensure bunds are capturing full volume of diesel • Ensure bund integrity is sound throughout the entire period of incident (i.e. periodic inspections) • Contact service provider (Caltex No. 1800033111 or Toxfree 1300 869 373) to pump-out bund contents • Area to be restricted to Incident Response Personnel • Ensure spill kit available for any release from bund • If any release from bund onto unsealed soil/surface water - Environmental Consultants to be engaged to investigate and remediate contamination. • Repair/replace tanks • Refuel tanks <p>Inspect bund for ongoing serviceability</p>	
Alarm raising	Any personnel involved or witnessing incident to report to immediate supervisor and PIRMP actions to be implemented.	
Emergency Controller	<ul style="list-style-type: none"> • Site Manager • Call service provider (Site Manager) • Spill Kit manager (Supervisor) • Periodic inspections and update reporting of site and bund (Site Manager) 	
Scale of incident	Incident would be restricted to Diesel storage area with minimal external impact. If bund overflow or failure may result in soil and surface water contamination that will require specialist investigation/remediation.	
Evacuate	Only if fire or explosion potential exists. Site Manager and any advice provided by Fire Department as part of attendance after immediate notification.	
Communications	<p>Internal:</p> <ul style="list-style-type: none"> • Site Manager • Enviro Representative 	<p>External mandatory:</p> <ul style="list-style-type: none"> • Immediate Reporting Contact Sheet to be used <p>External non-mandatory: N/A</p>
Rescuer / respondent + safety checks	As per Site Emergency Plan or Fire Department as part of Immediate Reporting	
Rescue + First Aid	As per Site Emergency Plan or Fire Department as part of Immediate Reporting	
Clean up and Waste disposal	Service Provider to dispose of diesel and advise on required clean-up.	
Reporting and re-preparedness	<p>See</p> <ul style="list-style-type: none"> • GRP-HSEQ-3-02 Incident Reporting Investigation and Action Management • GRP-HSEQ-8-07 Spill Management 	

Incident No 2

Incident #2	<p>Loss of diesel outside bund during refuelling/fuelling operations resulting in material harm to the environment.</p> <p>Actions Required:</p> <ul style="list-style-type: none"> • Contact all relevant people/department (refer to Immediate Reporting Contact Sheet) • Ensure bunds are capturing full volume of diesel • Ensure bund integrity is sound throughout the entire period of incident (i.e. periodic inspections) • Contact service provider (Caltex No. 1800033111 or Toxfree 1300 869 373) to pump-out bund contents • Area to be restricted to Incident Response Personnel • Ensure spill kit available for any release from bund • If any release from bund onto unsealed soil/surface water - Environmental Consultants to be engaged to investigate and remediate contamination. • Repair/replace tanks • Refuel tanks <p>Inspect bund for ongoing serviceability</p>	
Alarm raising	Any personnel involved or witnessing incident to report to immediate supervisor and PIRMP actions to be implemented.	
Emergency Controller	<ul style="list-style-type: none"> • Site Manager • Call service provider (Site Manager) • Spill Kit manager (Supervisor) • Periodic inspections and update reporting of site and bund (Site Manager) 	
Scale of incident	Incident would be restricted to Diesel storage area with minimal external impact. However, potential for bund overflow or failure may result in soil and surface water contamination that will require specialist investigation/remediation.	
Evacuate	Only if fire or explosion potential exists. Site Manager and any advice provided by Fire Dept as part of attendance after immediate notification.	
Communications	<p>Internal:</p> <ul style="list-style-type: none"> • Site Manager • Enviro Representative 	<p>External mandatory:</p> <ul style="list-style-type: none"> • Immediate Reporting Contact Sheet to be used <p>External non-mandatory: N/A</p>
Rescuer / respondent + safety checks	As per Site Emergency Plan or Fire Department as part of Immediate Reporting	
Rescue + First Aid	As per Site Emergency Plan or Fire Department as part of Immediate Reporting	
Clean up and Waste disposal	Service Provider to dispose of diesel and advise on required clean-up.	
Reporting and re-preparedness	<p>See</p> <ul style="list-style-type: none"> • GRP-HSEQ-3-02 Incident Reporting Investigation and Action Management • GRP-HSEQ-8-07 Spill Management 	

Incident No 3

Incident #3	<p>Significant loss of fuel from fuel cart during refilling mobile equipment causing material harm to the environment</p> <p>Actions Required:</p> <ul style="list-style-type: none"> • Immediately stop leak or spill if possible • Contain spill with spill kit or sand/material • Contact all relevant people/department (refer to Immediate Reporting Contact Sheet) • Ensure spill is contained and not migrating across site (i.e. periodic inspections) • Area to be restricted to Incident Response Personnel • If any release onto unsealed soil/surface water - Environmental Consultants to be engaged to investigate and remediate contamination. • Repair/replace tanks, hoses, nozzles • Refuel tanks <p>Inspect fuel cart for ongoing serviceability</p>	
Alarm raising	Any personnel involved or witnessing incident to report to immediate supervisor and PIRMP actions to be implemented.	
Emergency Controller	<ul style="list-style-type: none"> • Site Manager • Call service provider (Site Manager) • Spill Kit manager (Supervisor) • Periodic inspections and update reporting of site and bund (Site Manager) 	
Scale of incident	Incident would be restricted to isolated area of incident. Fuel cart holds a maximum of 2000L of Diesel storage area with minimal external impact. Incidents resulting in soil and surface water contamination will require specialist investigation/remediation.	
Evacuate	Only if fire or explosion potential exists. Site Manager and any advice provided by Fire Dept as part of attendance after immediate notification.	
Communications	<p>Internal:</p> <ul style="list-style-type: none"> • Site Manager • Enviro Representative 	<p>External mandatory:</p> <ul style="list-style-type: none"> • Immediate Reporting Contact Sheet to be used <p>External non-mandatory: N/A</p>
Rescuer / respondent + safety checks	As per Site Emergency Plan or Fire Department as part of Immediate Reporting	
Rescue + First Aid	As per Site Emergency Plan or Fire Department as part of Immediate Reporting	
Clean up and Waste disposal	Service Provider to dispose of diesel and advise on required clean-up.	
Reporting and re-preparedness	<p>See:</p> <ul style="list-style-type: none"> • GRP-HSEQ-3-02 Incident Reporting Investigation and Action Management • GRP-HSEQ-8-07 Spill Management 	

Incident No 4

Incident #4	<p>Loss of oils solvents inside bund during delivery and or use causing material harm to the environment</p> <p>Actions Required:</p> <ul style="list-style-type: none"> • Contact all relevant people/department (refer to Immediate Reporting Contact Sheet) • Ensure bunds are capturing full volume of oil/solvents • Ensure bund integrity is sound throughout the entire period of incident (i.e. periodic inspections) • Contact service provider (Caltex No. 1800033111 or Toxfree 1300 869 373) to pump-out bund contents • Area to be restricted to Incident Response Personnel • Ensure spill kit available for any release from bund • If any release from bund onto unsealed soil/surface water - Environmental Consultants to be engaged to investigate and remediate contamination. • Inspect bund for ongoing serviceability
Alarm raising	Any personnel involved or witnessing incident to report to immediate supervisor and PIRMP actions to be implemented.
Emergency Controller	<ul style="list-style-type: none"> • Site Manager • Call service provider (Site Manager) • Spill Kit manager (Supervisor) • Periodic inspections and update reporting of site and bund (Site Manager)
Scale of incident	Incident would be restricted to chemical storage area with minimal external impact. However, potential for bund overflow or failure may result in soil and surface water contamination that will require specialist investigation/remediation.
Evacuate	Only if fire or explosion potential exists. Site Manager and any advice provided by Fire Dept as part of attendance after immediate notification.
Communications	<p>Internal:</p> <ul style="list-style-type: none"> • Site Manager • Enviro Representative <p>External mandatory:</p> <ul style="list-style-type: none"> • Immediate Reporting Contact Sheet to be used <p>External non-mandatory: N/A</p>
Rescuer / respondent + safety checks	As per Site Emergency Plan or Fire Department as part of Immediate Reporting
Rescue + First Aid	As per Site Emergency Plan or Fire Department as part of Immediate Reporting
Clean up and Waste disposal	Service Provider to dispose of diesel, oil, grease and advise on required clean-up.
Reporting and re-preparedness	<p>See</p> <ul style="list-style-type: none"> • GRP-HSEQ-3-02 Incident Reporting Investigation and Action Management • GRP-HSEQ-8-07 Spill Management

Incident No 5

Incident #5	<p>Excessive airborne dust from stockpiled material causing material harm to the environment or significant impact to community</p> <p>Actions Required:</p> <ul style="list-style-type: none"> • Employees, Contractor/Visitor to notify site representative of issue immediately • Monitoring to be undertaken to assess weather and site conditions • Contact all relevant people/department (refer to Immediate Reporting Contact Sheet) • Dust suppression activity to commence immediately on stockpiles (water cart) • Weather forecast should be assessed to determine future dust suppression requirements
Alarm raising	Any personnel involved or witnessing incident to report to immediate supervisor and PIRMP actions to be implemented.
Emergency Controller	<ul style="list-style-type: none"> • Site Manager • Call service provider (Site Manager) • Periodic inspections of surrounding area and update reporting of site (Site Manager)
Scale of incident	Incident would be localised to the area surrounding stockpile area, with minimal external impact.
Evacuate	Only if risk of health impacts to staff or on advise from emergency controller of health department
Communications	<p>Internal:</p> <ul style="list-style-type: none"> • Site Manager • Enviro Representative <p>External mandatory:</p> <ul style="list-style-type: none"> • Immediate Reporting Contact Sheet to be used <p>External non-mandatory: N/A</p>
Rescuer / respondent + safety checks	As per Site Emergency Plan or Fire Department as part of Immediate Reporting
Rescue + First Aid	As per Site Emergency Plan or Fire Department as part of Immediate Reporting
Clean up and Waste disposal	Inspect surrounding areas after event for localised clean up.
Reporting and re-preparedness	<p>See</p> <ul style="list-style-type: none"> • GRP-HSEQ-3-02 Incident Reporting Investigation and Action Management • GRP-HSEQ-8-06 Air Management

Incident No 6

Incident #6	<p style="color: red;">Flood causing overflow or failure of one or more sediment dams containing process/storm water causing material environmental harm directly linked to basin water (note: not triggered if flooding of Nepean River is sole cause of environmental impact)</p> <p>Actions Required:</p> <ul style="list-style-type: none"> • Contact all relevant people/department (refer to Immediate Reporting Contact Sheet) • Cease any water that is pumping into burst receiving water body • Contact local neighbours if going to be inundated by rise of water • Area to be restricted to Incident Response Personnel • Contact local contractor to rebuild dams immediately or repair after flood
Alarm raising	Any personnel involved or witnessing incident to report to immediate supervisor and PIRMP actions to be implemented.
Emergency Controller	<ul style="list-style-type: none"> • Site Manager • Call service provider (Site Manager) • Spill Kit manager (Supervisor) • Periodic inspections and update reporting of site and bund (Site Manager)
Scale of incident	Flood event causing overflow or catastrophic failure of one or more sediment dams are likely to result in off-site impacts to water courses which would predominantly reduce water quality over a short period of time. As such, impact to the environment/human health is not considered to be significant.
Evacuate	Only if flood potential exists. Site Manager and any advice provided by Fire Department as part of attendance after immediate notification.
Communications	<p>Internal:</p> <ul style="list-style-type: none"> • Site Manager • Enviro Representative <p>External mandatory:</p> <ul style="list-style-type: none"> • Immediate Reporting Contact Sheet to be used <p>External non-mandatory: N/A</p>
Rescuer / respondent + safety checks	As per Site Emergency Plan or Fire Department as part of Immediate Reporting
Rescue + First Aid	As per Site Emergency Plan or Fire Department as part of Immediate Reporting
Clean up and Waste disposal	Consultants to be contacted to advise on required clean-up.
Reporting and re-preparedness	<p>See</p> <ul style="list-style-type: none"> • GRP-HSEQ-3-02 Incident Reporting Investigation and Action Management • GRP-HSEQ-8-07 Spill Management

Incident No 7

Incident #7	<p>Mobile plant, hydraulic hose or fuel tank failure causing material harm to the environment.</p> <p>Actions Required:</p> <ul style="list-style-type: none"> • Contact all relevant people/department (refer to Immediate Reporting Contact Sheet) • Area to be restricted to Incident Response Personnel • Ensure spill kit available for any release from mobile plant & equipment • If any release from mobile plant onto unsealed soil/surface water is investigated and remediated immediately • Call service provider to inspect plant & equipment for serviceability
Alarm raising	Any personnel involved or witnessing incident to report to immediate supervisor and PIRMP actions to be implemented.
Emergency Controller	<ul style="list-style-type: none"> • Site Manager • Call service provider (Site Manager) • Spill Kit manager (Supervisor) • Periodic inspections and update reporting of site and bund (Site Manager)
Scale of incident	Incident would be localised to the area with no external impact.
Evacuate	Only if fire or explosion potential exists. Site Manager and any advice provided by Fire Department as part of attendance after immediate notification.
Communications	<p>Internal:</p> <ul style="list-style-type: none"> • Site Manager • Enviro Representative <p>External mandatory:</p> <ul style="list-style-type: none"> • Immediate Reporting Contact Sheet to be used <p>External non-mandatory: N/A</p>
Rescuer / respondent + safety checks	As per Site Emergency Plan or Fire Department as part of Immediate Reporting
Rescue + First Aid	As per Site Emergency Plan or Fire Department as part of Immediate Reporting
Clean up and Waste disposal	Service Provider to dispose of diesel and advise on required clean-up.
Reporting and re-preparedness	<p>See</p> <ul style="list-style-type: none"> • GRP-HSEQ-3-02 Incident Reporting Investigation and Action Management • GRP-HSEQ-8-07 Spill Management

Incident No 8

Incident #8	<p>Mobile plant, hydraulic hose or fuel tank failure from contractors / visitors causing material harm to the environment.</p> <p>Actions Required:</p> <ul style="list-style-type: none"> • Contractor/Visitor to notify site representative of issue immediately • Contact all relevant people/department (refer to Immediate Reporting Contact Sheet) • Area to be restricted to Incident Response Personnel • Ensure spill kit available for any release from mobile plant & equipment • If any release from mobile plant onto unsealed soil/surface water is investigated and remediated immediately • Call service provider to inspect plant & equipment for serviceability
Alarm raising	Any personnel involved or witnessing incident to report to immediate supervisor and PIRMP actions to be implemented.
Emergency Controller	<ul style="list-style-type: none"> • Site Manager • Call service provider (Site Manager) • Spill Kit manager (Supervisor) • Periodic inspections and update reporting of site and bund (Site Manager)
Scale of incident	Incident would be localised to the area with no external impact.
Evacuate	Only if fire or explosion potential exists. Plant Manager and any advice provided by Fire Department as part of attendance after immediate notification.
Communications	<p>Internal:</p> <ul style="list-style-type: none"> • Site Manager • Enviro Representative <p>External mandatory:</p> <ul style="list-style-type: none"> • Immediate Reporting Contact Sheet to be used <p>External non-mandatory: N/A</p>
Rescuer / respondent + safety checks	As per Site Emergency Plan or Fire Department as part of Immediate Reporting
Rescue + First Aid	As per Site Emergency Plan or Fire Department as part of Immediate Reporting
Clean up and Waste disposal	Service Provider to dispose of contaminates.
Reporting and re-preparedness	<p>See</p> <ul style="list-style-type: none"> • GRP-HSEQ-3-02 Incident Reporting Investigation and Action Management • GRP-HSEQ-8-07 Spill Management

Incident No 9

Incident #9	<p>Car Park/ fuel tank failure causing material harm to the environment.</p> <p>Actions Required:</p> <ul style="list-style-type: none"> • Contractor/Visitor to notify site representative of issue immediately • Area to be restricted to Incident Response Personnel • Ensure spill kit available for any release from mobile plant • If any release from mobile plant onto unsealed soil/surface water is investigated and remediated immediately
Alarm raising	Any personnel involved or witnessing incident to report to immediate supervisor and PIRMP actions to be implemented.
Emergency Controller	<ul style="list-style-type: none"> • Site Manager • Spill Kit manager (Supervisor)
Scale of incident	Incident would be localised to the area with no external impact.
Evacuate	Only if fire or explosion potential exists. Plant Manager and any advice provided by Fire Dept as part of attendance after immediate notification.
Communications	<p>Internal:</p> <ul style="list-style-type: none"> • Site Manager • Enviro Representative <p>External mandatory:</p> <ul style="list-style-type: none"> • Immediate Reporting Contact Sheet to be used <p>External non-mandatory: N/A</p>
Rescuer / respondent + safety checks	As per Site Emergency Plan or Fire Department as part of Immediate Reporting
Rescue + First Aid	As per Site Emergency Plan or Fire Department as part of Immediate Reporting
Clean up and Waste disposal	Service Provider to dispose of contaminate
Reporting and re-preparedness	<p>See</p> <ul style="list-style-type: none"> • GRP-HSEQ-3-02 Incident Reporting Investigation and Action Management • GRP-HSEQ-8-07 Spill Management

Incident No 10

Incident #10	<p>Dust from mobile plant causing material harm to the environment or significant impact to community.</p> <p>Actions Required:</p> <ul style="list-style-type: none"> • Employees, Contractor/Visitor to notify site representative of issue immediately. • Daily monitoring to be undertaken to capture whether and site conditions • Contact all relevant people/department (refer to Immediate Reporting Contact Sheet) • Dust suppression activity to commence immediately on plant and equipment & dusty areas of site
Alarm raising	Any personnel involved or witnessing incident to report to immediate supervisor and PIRMP actions to be implemented.
Emergency Controller	<ul style="list-style-type: none"> • Site Manager <p>Site Manager to instruct site personnel</p>
Scale of incident	Incident would be localised to the area with minimal external impact.
Evacuate	Only if risk of health impacts to staff or on advice from emergency controller of health department
Communications	<p>Internal:</p> <ul style="list-style-type: none"> • Site Manager • Enviro Representative <p>External mandatory:</p> <ul style="list-style-type: none"> • Immediate Reporting Contact Sheet to be used if required <p>External non-mandatory: N/A</p>
Rescuer / respondent + safety checks	As per Site Emergency Plan or Fire Department as part of Immediate Reporting
Rescue + First Aid	As per Site Emergency Plan or Fire Department as part of Immediate Reporting
Clean up and Waste disposal	N/A
Reporting and re-preparedness	<p>See</p> <ul style="list-style-type: none"> • GRP-HSEQ-3-02 Incident Reporting Investigation and Action Management • GRP-HSEQ-8-06 Air Management

15. POLLUTION INCIDENT NOTIFICATION LOG

Person undertaking notification (Name/Function):		
Date and time when first become aware of the incident:		
Incident type:		
Comments:		

Initial immediate notification log				
Appropriate Regulatory Authority	Time of call	Respondent's name/function	Approximate call duration	Comments
EPA				
Public Health Unit				
Fire and Rescue NSW				
Local Council				
WorkCover				
Other:				
Other:				
Summary of initial communication:				

Person undertaking notification (Name/Function):		
Date and time when additional information become available:		
Comments:		

Immediate notification of further pertinent information (if applicable)				
Appropriate Regulatory Authority	Time of call	Respondent's name/function	Approximate call duration	Comments
EPA				
Public Health Unit				
Fire and Rescue NSW				
Local Council				
WorkCover				
Other:				
Other:				
Summary of additional communication				

16. IMMEDIATE NOTIFICATION SHEET SUMMARY

Table 8 - Internal Reporting List

Name	Function	Phone number	Mobile number
Tim Sondermeyer	Site Manager		
Phillip Paterson	Recycling Manager		
Andre Gobett	General Manager - Operations Recycling		
Lauren Sibigroth	Environmental Business Partner– NSW/ACT		

Table 9 – External Reporting List

Government Authority - compulsory notifications	Emergency notification phone number
EPA – Environment Line	131 555
Fire and Rescue NSW (FRNSW) (Only if haven't already called '000')	1300 729 579
Penrith City Council	4732 7777
Public Health Unit (Penrith) – Sydney West AHS	HealthLink (24 hr): 1800 063 635 Head Office- Penrith: 4734 2022
WorkCover Authority of NSW	131050 Company ABN if asked: 51 000 187 002
Government Authority - ring if relevant	Emergency notification phone number
Police & Ambulance	000
Roads and Maritime Services (road spills)	132 701
NSW Office of Water	8838 7885
Bush Fire Control Officer	1800 049 933
Poisons Information Centre	131 126
Endeavour Energy (power line emergencies)	13 10 03

Neighbours and Community – ring if relevant	Phone number
Emu Plains Correctional Centre	(02) 4735 0200
Coffey Engineering Group	(02) 4761 8000
Mccarthy Catholic College	(02) 8886 9500
LUTUM Roofing	(02) 4728 8888
Ample Air	(02) 9623 7744