




Building
something
great



Customer Notification **Recycling Delivery Requirements**

2025



At Boral we regard the safety and welfare of our people as our most important responsibility. We are committed to operating our businesses in a manner which ensures that our employees, contractors, visitors and the communities in which we operate are free from harm.

In seeking to meet our zero harm goal, Boral is committed to ensuring the safe delivery of our products and would like to formally draw your attention to our specific Recycling Delivery requirements set out below:

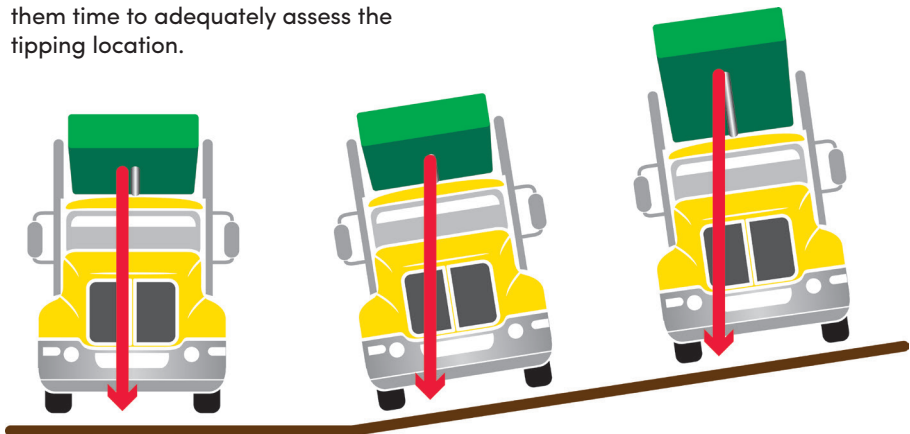
Vehicle dimensions and site access specifications

Turning circles and tipping heights for different configurations enable you to select the right vehicle for your requirements. This information is provided as a guide and has been collated by the Boral Logistics team.

To reduce the likelihood of incidents occurring on your site it is important to be aware of the risks when planning your next delivery. All Boral operators are instructed to complete a "Take Five for Safe Tipping" risk assessment for each delivery site. Please work with our drivers and assist them with these assessments if requested and allow them time to adequately assess the tipping location.

Level ground is important for safe tipping. Tipper instability increases when the truck is unloading. As the body is raised, the vehicle's centre of gravity increases substantially and the risk of roll over increases.

Driving with raised bodies can lead to trailers tipping over or hitting overhead hazards. Tipper bodies need to be lowered immediately after exiting the paver. Boral vehicles are fitted with "Body Up" alarms which alert the driver if they are driving whilst the hoist is still engaged.



A safe Asphalt discharge process is critical for everyone's safety.

Our drivers are instructed to not discharge their load if the area is unsafe or there is no truck controller present.

Environmental

Our drivers	Our requirements – for Customer planning
<p>Have the right to refuse to enter any site if they believe that the truck will illegally drag contaminants off-site onto a public road upon their departure.</p>	<p>Cleaning facilities:</p> <p>Customers to provide a wheel wash, pressure washer or other means of cleaning wheels and a area to clean any contaminates from the truck before the truck leaves the site.</p>
<p>Only wash down in designated areas so contaminants do not enter storm water drains.</p>	<p>Wash down of chutes:</p> <p>Customer to provide designated wash down area e.g. skip bin, wheelbarrow, wash zone.</p>
<p>When discharging on a public road, controls shall be put in place to prevent spillage into gutters and storm water drains e.g. plastic underneath loading area.</p>	

Power lines

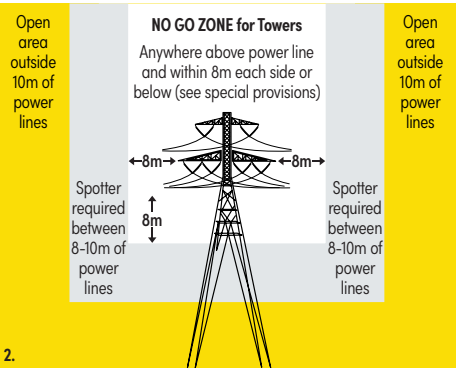
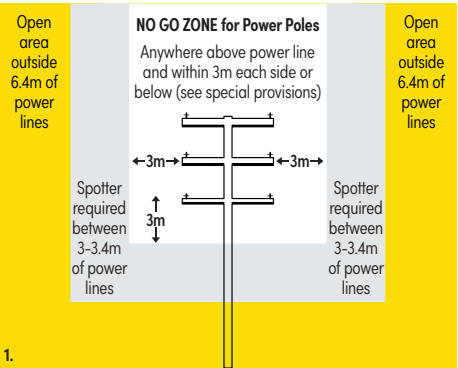
Approach distances for work performed by ordinary persons¹.

Phase to phase a.c. voltage (volts)	Approach distance (metres)
Up to and including 33,000 volts*	0.9
33,000 to 132,000	3.0
132,000 to 330,000	6.0
Above 330,000	8.0

*Note: the 0.9 separation distance relates to the following activities:

- Vehicles driving under power lines
- Trucks discharging while parked under power lines
- Vehicles and personnel passing under power lines that connect a domestic house to power lines

The separation distance increases to a minimum 3m for all other activities.



Open trenches & ramps

Our requirements – for Customer planning.

The minimum width for access road should be 3 metres clear of any building materials or debris:

- (i) The customer should consider extra width if there are any turns on the access road.

The minimum distance any part of our truck must stay away from an open trench is the depth of the trench plus 1 metre:

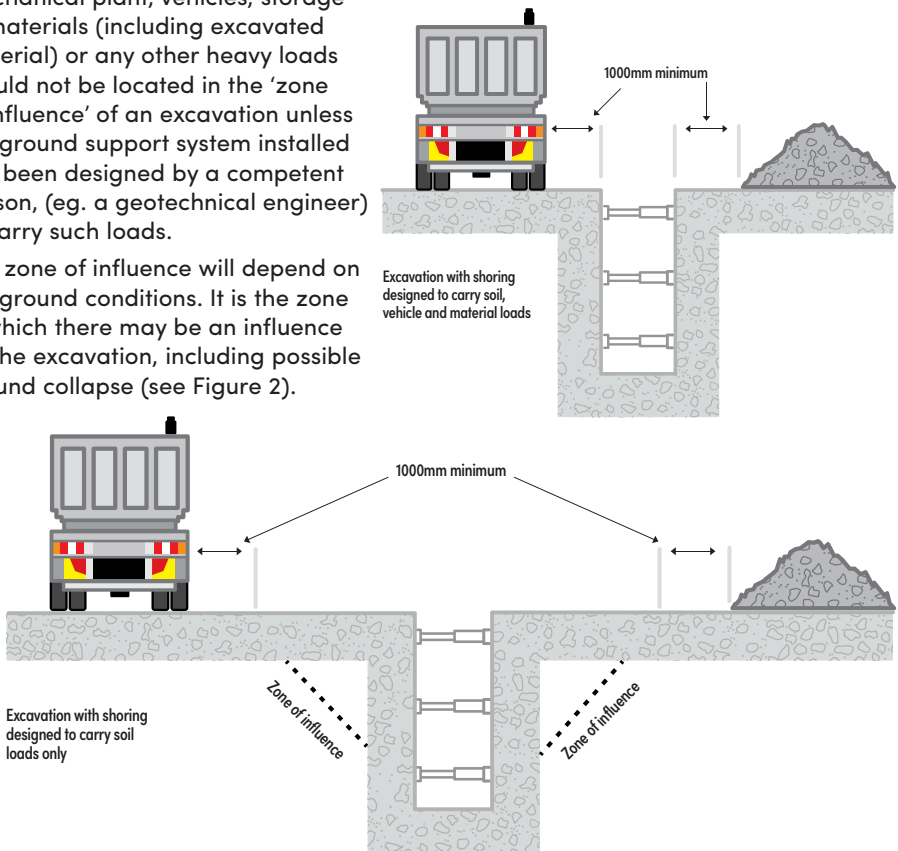
This means for example:

- (i) If the trench depth is 500mm deep the truck must stay 1500mm away.
- (i) If the trench depth is 1 metre deep the truck must stay 2 metres away.
- (iii) If the trench depth is 1.5 metres deep the truck must stay 2.5 metres away.

Excavated material and loads near excavations

Mechanical plant, vehicles, storage of materials (including excavated material) or any other heavy loads should not be located in the 'zone of influence' of an excavation unless the ground support system installed has been designed by a competent person, (eg. a geotechnical engineer) to carry such loads.

The zone of influence will depend on the ground conditions. It is the zone in which there may be an influence on the excavation, including possible ground collapse (see Figure 2).

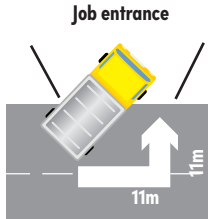
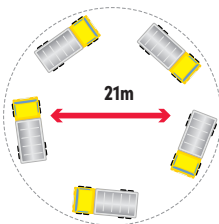
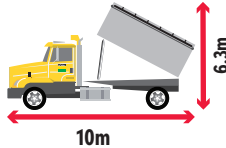


Truck configurations

Specific concerns relevant to different vehicle types are highlighted in green

Twin Steers

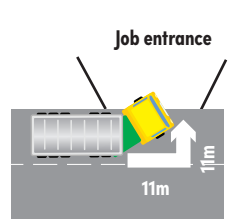
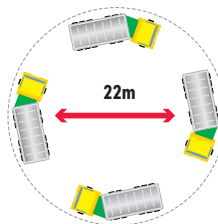
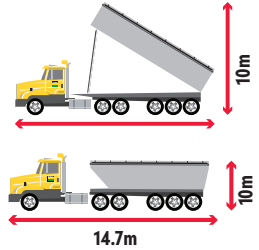
- 16-17 tonne payload
- 3.5m wide, allowing for required use of mirrors
- Body height is 3.5m high
- 6.3m high when tipping
- Up to 28.5 tonne gvm



Maximum gradient not to exceed 10% without special controls being in place.

Semis & Flocons

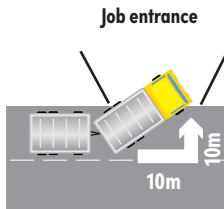
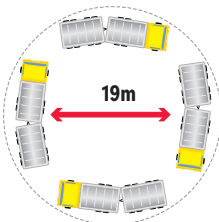
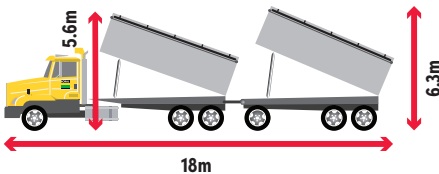
- Bogie Trailer 24-25 tonne
- Tri Axle Trailer 30-31 tonne
- 3.5m wide, allowing for required use of mirrors
- Body height is 3.5m high
- 10m high when tipping
- Up to 46 tonne gvm



Very high tipping height and larger turning circle.

Truck and Trailers

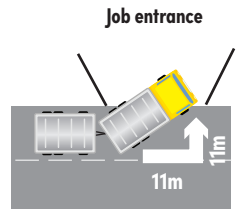
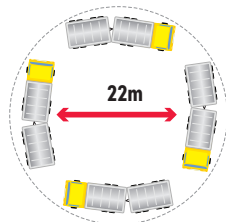
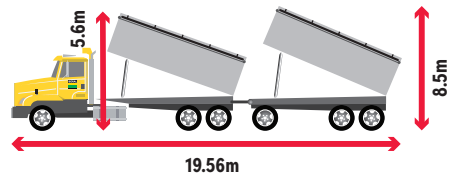
- 30 tonne payload
- 3.5m wide, allowing for required use of mirrors
- Body height is 3.5m high
- 6.3m high when tipping
- Up to 49.5 tonne gvm



Bigger turning circle requiring wider area to negotiate the site.

Quad Dog

- 34-35 tonne payload
- 3.5m wide, allowing for required use of mirrors
- Body height is 3.5m high
- 8.5m high when tipping
- Up to 57.5 tonne gvm

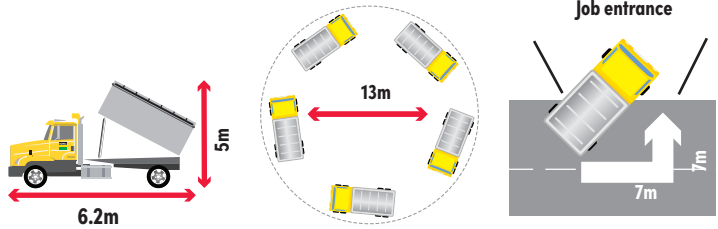


Very high tipping height and larger turning circle.

Site conditions

7 Yarder

- 9-10 tonne payload
- 3.5m wide, allowing for required use of mirrors
- Body height is 3.5m high
- 5.0m high when tipping
- Up to 16.5 tonne gvm



Not suited for boggy sites due to single axle tending to bog the vehicle.
Maximum gradient not to exceed 10% without special controls being in place.

We are all committed to safety and always work to ensure that safe work and tipping practices are adhered to for every delivery. Our drivers take pride in working safely at all sites and will work with you to ensure their safety and that of your site teams is maintained.

Please discuss any site concerns with your Boral representative and remember to communicate any changes to site affecting site safety, across and tipping.



Discover more about
Boral Recycling
boral.com.au/recycling



**Building
something
great**

Boral, the Boral logo, boral.com.au and Build something great are trade marks or registered trade marks of Boral Limited in Australia, other countries, or both. If these and other Boral trade marked terms are marked on their first occurrence in this information with a trade mark symbol (® or ™), these symbols indicate Australian registered or common law trade marks owned by Boral at the time this information was published. Such trade marks may also be registered or common law trade marks in other countries. Other product, company or service names may be trade marks or service marks of others. Boral is a registered trademark of Boral Limited or one of its subsidiaries. Particular projects may require the use of specific products or construction techniques. Boral recommends obtaining technical advice prior to construction.